



3D Rendering

Franklin Carrel · One Place

Section dimensions: 52"H x 30"D x 48"W

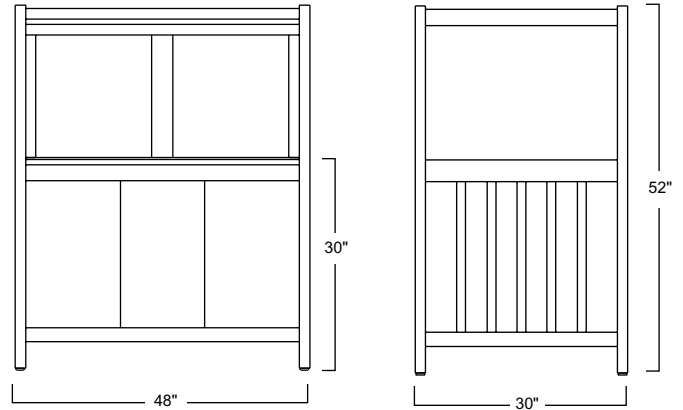
Franklin Carrel · Side to Side

Section dimensions: 52"H x 30"D x 48"W

Franklin Carrel · Back to Back

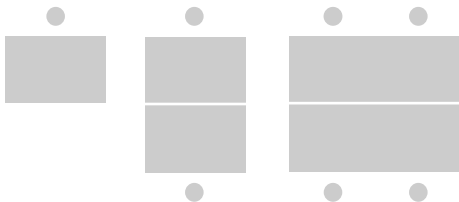
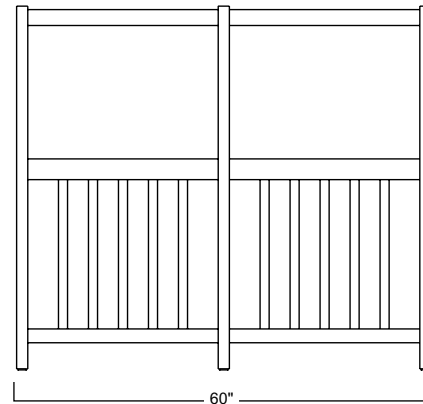
Section dimensions: 52"H x 30"D x 48"W

**Carrels can be built in configurations
for up to 16 users**



FEATURES:

- 30"H work surface
- ADA-accessible 28 1/2" clearance to floor
- 24" task light with T8 bulb, 4100K cool white with rapid start, class P rated thermally protected ballast
- Optional power/data wire management
- Divided power raceways handle high power voltage and low data voltage
- The lower slats give patron privacy while allowing for the library's security
- In a run of carrels, wire management can be handled individually or as a group
- The larger series of carrels are designed in sections for ease of reconfiguration



These drawings are not to scale. Dimensions rounded to the nearest inch.
Please contact us if measured shop drawings are required.